

Dear Students,

As summer draws near, we urge you to keep reading. Reading is not only enjoyable, but it also has numerous benefits that can positively impact your life. It is an excellent way to relax, reduce stress, and expand your knowledge. Reading can transport you to unimaginable worlds, help you develop empathy, and improve your vocabulary, critical thinking, and writing skills.

Moreover, reading is crucial from an academic standpoint. Research indicates that students who read for pleasure during the summer months perform better academically when they return to school in the fall. It helps maintain and enhance reading comprehension skills, which are vital for academic success, and prevents the "summer slide" when students lose academic skills and knowledge.

We are excited to offer you a list of books to choose from for your summer reading. You may also choose a book that matches your reading level with approval. After finishing your book, you will work on a "pennant project". I have attached the pennant project below. You will choose 5 pennants from the provided list to work on, each pennant has instructions on what you need to include. Once you have finished all of the pennants you will string them together so we can hang them up.

The pennant project will be due on August 16th.

Sincerely,  
Coach Porter

The following Books do not need teacher's approval to read for Summer Reading

7th Grade

A Wrinkle in Time

Devil's Arithmetic

Call of the Wild

The Watsons go to Birmingham

The Boy in the Striped Pajamas

## What I Can Read This Summer

Summer is coming and to help prevent the Summer Slide, We ask that students read over the summer for pleasure and to improve critical thinking skills. This decision involves the teacher, parent, and student so let's begin!

Please turn this in to your teacher by May 16th.

My current IRL: \_\_\_\_\_

Book Chosen: \_\_\_\_\_

Some books or types of reading material I am interested in:

---

---

---

---


Student Signature: \_\_\_\_\_ Date; \_\_\_\_\_

Parent Signature: \_\_\_\_\_ Date; \_\_\_\_\_

Teacher Approval: \_\_\_\_\_ Date; \_\_\_\_\_

Name \_\_\_\_\_ Date \_\_\_\_\_

## Pennant Novel or Story Project



\_\_/100\_POINTS AVAILABLE

- \_\_/10 Completed according to written instructions on the pennant of choice.
- \_\_/10 Attractive color scheme with virtually no white space.
- \_\_/10 Legible dark and bold text. Final text should not be written in pencil.
- \_\_/10 Appropriate images. Images may be concrete, abstract, sketched, printed or cut out
- \_\_/10 Securely glued reinforced backing such as construction paper, cardstock, or poster board.
- \_\_/10 Pennant and backing are cut out and trimmed neatly.
- \_\_/10 Error free in grammar, mechanics, and/or spelling.
- \_\_/10 Name, date, on the back of the pennant.
- \_\_/10 Include the title of the novel or story, author, and genre on the back of the pennant.
- \_\_/10 Attention to detail, high quality of work, including no fold, creases and crumples.

\_\_/100 POINTS EARNED


*Be Creative!*

NAME \_\_\_\_\_

DATE \_\_\_\_\_

PERIOD \_\_\_\_\_

### Pennant Novel or Story Project



\_\_\_/20 Points Available

- \_\_\_/2 Completed according to written instructions on the pennant of choice.
- \_\_\_/2 Attractive color scheme with virtually no white space.
- \_\_\_/2 Legible dark and bold text. Final text should not be written in pencil.
- \_\_\_/2 Appropriate images. Images may be concrete, abstract, sketched, printed or cut out.
- \_\_\_/2 Securely glued reinforced backing such as construction paper, cardstock, or poster board.
- \_\_\_/2 Pennant and backing are cut out and trimmed neatly.
- \_\_\_/2 Error free in grammar, mechanics, and/or spelling.
- \_\_\_/2 Name, date, and class period on the back of the pennant.
- \_\_\_/2 Include the title of the novel or story, author, and genre on the back of the pennant.
- \_\_\_/2 Attention to detail, high quality of work, including no fold, creases and crumples. \_

*Be Creative!*

\_\_\_/20 Total Points Earned


©Veronica New

NAME \_\_\_\_\_

DATE \_\_\_\_\_

PERIOD \_\_\_\_\_

### Pennant Novel or Story Project



\_\_\_/20 Points Available

- \_\_\_/2 Completed according to written instructions on the pennant of choice.
- \_\_\_/2 Attractive color scheme with virtually no white space.
- \_\_\_/2 Legible dark and bold text. Final text should not be written in pencil.
- \_\_\_/2 Appropriate images. Images may be concrete, abstract, sketched, printed or cut out.
- \_\_\_/2 Securely glued reinforced backing such as construction paper, cardstock, or poster board.
- \_\_\_/2 Pennant and backing are cut out and trimmed neatly.
- \_\_\_/2 Error free in grammar, mechanics, and/or spelling.
- \_\_\_/2 Name, date, and class period on the back of the pennant.
- \_\_\_/2 Include the title of the novel or story, author, and genre on the back of the pennant.
- \_\_\_/2 Attention to detail, high quality of work, including no fold, creases and crumples. \_

*Be Creative!*

\_\_\_/20 Total Points Earned

# PROTAGONIST

A large, black-outlined inverted triangle occupies most of the page. At the top horizontal edge of the triangle, the word "PROTAGONIST" is written in a large, bold, black, sans-serif font.

**Protagonist Pennant Includes:**

- Character's name in large font
- An image of the protagonist or an image that represents the protagonist
- 5 descriptive character traits
- Identifying the antagonist.
- A notable character quote

# ANTAGONIST

A large, black-outlined inverted triangle occupies most of the page. The word "ANTAGONIST" is written in a large, bold, black, sans-serif font at the top center of the triangle's horizontal base. The rest of the triangle is empty, serving as a template for student work.

## **Antagonist Pennant Includes:**

- Character's name in large font
- An image of the antagonist or an image that represents the antagonist
- 5 descriptive character traits
- Identifying the protagonist
- A notable character quote

# SECONDARY CHARACTER

**Secondary Character Pennant Includes:**

- Character's name in large font
- An image of the character or an image that represents the protagonist
- 5 descriptive character traits
- Explaining if the character is round, flat, static, or dynamic.

# SETTING

**Setting Pennant Includes:**

- Identifying time and place of TWO major scenes in the story.
- An image of EACH scene
- Identifying the mood of each scene.



# THEME

A large, black-outlined inverted triangle occupies the upper two-thirds of the page. The word "THEME" is centered at the top vertex of the triangle in a bold, black, sans-serif font.

## **Theme Pennant Includes:**

- Written as a statement and the focal point of the pennant, explicitly state one or two themes of the story.
- Images or graphics to represent and support the theme of the story.

# SYMBOL

**Symbol Pennant Includes:**

- Identifying a symbol in the story
- Explaining the significance of the symbol by answering TWO of the following.  
What does the symbol represent? What role does the symbol play in plot development? How does the symbol assist with character development? What is the author trying to achieve by incorporating the symbol?

# CONFLICT

A large, black-outlined inverted triangle occupies the upper two-thirds of the page. The word "CONFLICT" is centered at the top of the triangle's horizontal base.

## **Conflict Pennant Includes:**

- Describing two major conflicts in the story.
- Identifying each conflict as either internal or external.
- Images and graphics to represent each conflict.

# CLIMAX

A large, black-outlined inverted triangle occupies the upper two-thirds of the page. The word "CLIMAX" is centered at the top horizontal edge of the triangle in a bold, black, sans-serif font.

## **Climax Pennant Includes:**

- Describing the turning point and the most intense point in a story.
- Images and graphics to represent the climax.

# RESOLUTION



**Resolution Pennant Includes:**

- Describing the solution to the protagonist's problem and the conflict being resolved.
- Describing a main character's internal or external growth.
- Images and graphics to represent the resolution.

Dooney was the right to have raped

# Conflict

# Character

Role: protagonist  
Significance: Charlie writes letters to an anonymous person  
Adjectives: Shy, quiet, caring  
 "So, this is my life. And I want you to know that I am both happy and sad and I'm still trying to figure out how that could be"



# Conflict

The Puppeteer is an obvious dancer that yearns to be a bird - or the bird queen. She tries to steal the swan queen's robe, so she can be queen, and become a bird. She has turned true queen.

# Significance of scene

# Characters!



# Character

Eadlyn Schreder

"You are Eadlyn"

# Symbol

THE CROWN



In The One by Kiera Kass



The Heir to the Throne  
 The ONE to become Queen

# Characters

Darling

# Significance

When debating against a belief Mr Neck, the English teacher, agreed on, he was told to sit down and be quiet. David fought back that he had every right to speak his mind. This eventually affected Melinda for she looked up to David for his confidence to speak so easily for himself.

Hidden changes/struggle

one  
 look  
 leg  
 when  
 his  
 and  
 out  
 of  
 som. He

# Symbol

## Anchors

Craig describes the things that make him happy as anchors. These are objects like his maps and his bike that remind him of why he was brought into this world.

...woman who tells the...  
...at Halibon and...  
...She is the...  
...let me go.

# Conflict

## A CLOCKWORK ORANGE

### ALEX

Alex is the 15 year old narrator of "A Clockwork Orange". He represents the human nature, believing in free will. He is rather immature and chooses to be evil. In his government disagrees with his actions, Alex thus illustrates a struggle against a machine, nature against determination.

Demosthenes: Valentine and Peter, on the other side, take Demosthenes and Locke the night of the kind of society. They eventually succeed so well that they start a war back on Earth. - Locke

"Is it better for a man to have a chosen evil than to have good upon him?"

"...do what I do because I like to do it."

...cannot choose.

# Minor Characters

## David Stratis

Intelligent

David Stratis is the main character. He is a young boy who becomes one of the most important people in the story.

Freedom to Speak

I think every child should have the right to speak their mind. This is what David Stratis does. He speaks up for the children who are being treated unfairly.

Conflict

The Puppeteer is an evil character that wants to be a bit on the bad side. She can be seen in the book. She can be seen in the book. She can be seen in the book.

# Character

## Tally Youngblood

Of course, some pretties had to lie to them at some point. Gods indeed."

Tally Youngblood is the main character. He is planning on freeing the city and finding a cure.

Intelligent

Conflicted

brave

# Symbol

## Axe

Brian, the main character, had this hatchet which in a way symbolized his strength and will to survive, and a symbol for strength.

# Conflict

## Walter Pidgeon

In the book "The Sandlot" Walter Pidgeon is a character who changes a lot. He starts as a shy boy who becomes a different person for the worst. He begins to smoke and drink.

Curious

melancholy

playful

shy

mature

# Character

## Alice

Alice is the main character, who is adventurous.

Alice falls down a rabbit hole and meets many new people in search for a way home. Wonderland is a fantasy dream land.

All the best people